2006 WATER & SEWER RATE SURVEY

PREPARED BY
THE CITY OF OAKWOOD

April 21, 2006

Each year the city of Oakwood collects and compiles water and sanitary sewer rate information from over 65 jurisdictions in Southwest Ohio and presents the results in the form of comparative bar charts. Reporting governmental entities use this rate analysis in various ways.

Each participating jurisdiction is asked to calculate their effective water and sewer cost using a base consumption of 22,500 gallons (or 3000 cubic feet) over a three month period of time. Since reporting entities may bill on a monthly, bi-monthly or quarterly basis and have minimum consumption fees, multipliers, surcharges, etc., calculations must be done carefully to obtain an accurate presentation of the data. The city has developed a calculation worksheet to assist participants in determining their quarterly cost and to ensure data accuracy.

While we prefer to rely upon each respondent to provide accurate rate information, city of Oakwood staff carefully reviews all responses and takes actions where needed to identify data that appears to be incorrect or noticeably out of line with prior year data.

The methodology used in completing the survey is as follows:

1) A survey form is mailed to each participating entity in early February.
2) Data forms are collected until late February and entered into a tally sheet.
3) Second request letters are faxed in mid-February to entities that have not responded.
4) The tally sheet is completed once all responses are received.
5) The data for each entity is compared to the previous year. Any entity that reports a decrease in rates or an increase in excess of 10% is contacted for verification and recalculation, if necessary. Entities providing water and/or sewer service to multiple jurisdictions, such as the city of Dayton, Montgomery County and Greene County are contacted to verify the correct rate for the various jurisdictions being served.
6) The corrected survey information is compiled into bar charts.
7) Each responding entity and other interested parties are sent a summary of the survey results.

Although a number of communities experienced significant rate increases, the top three being 45%, 42% & 40%, overall the 2006 survey reflects a cumulative rate increase as follows:

Water: 9.76%
Sewer: 8.79%
Combined: 10.65%

Questions regarding the survey should be addressed to Theresa L. Rushlow, Utility Clerk, city of Oakwood, at 937-298-0400.

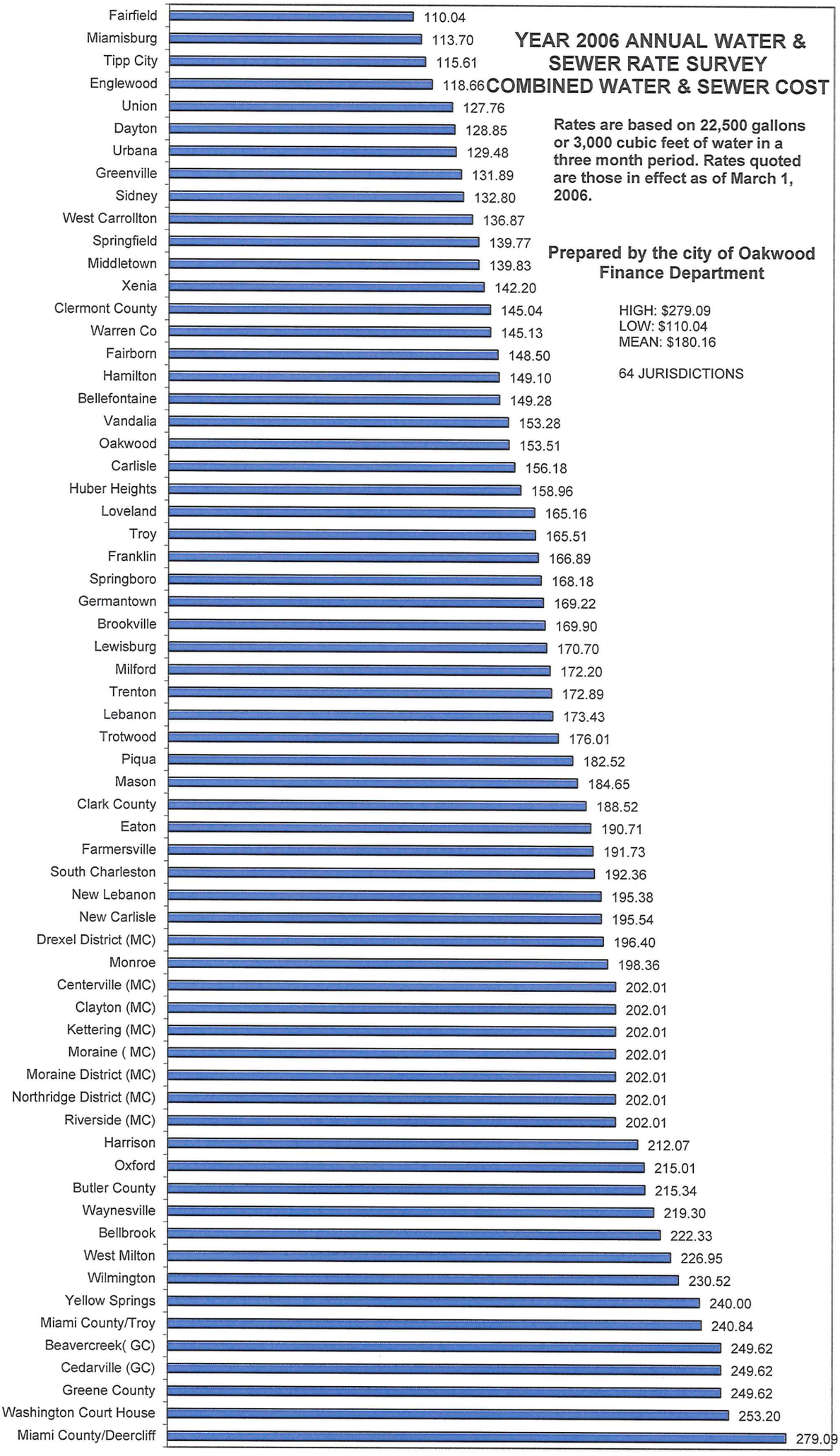

MC - Montgomery County
GC - Greene County

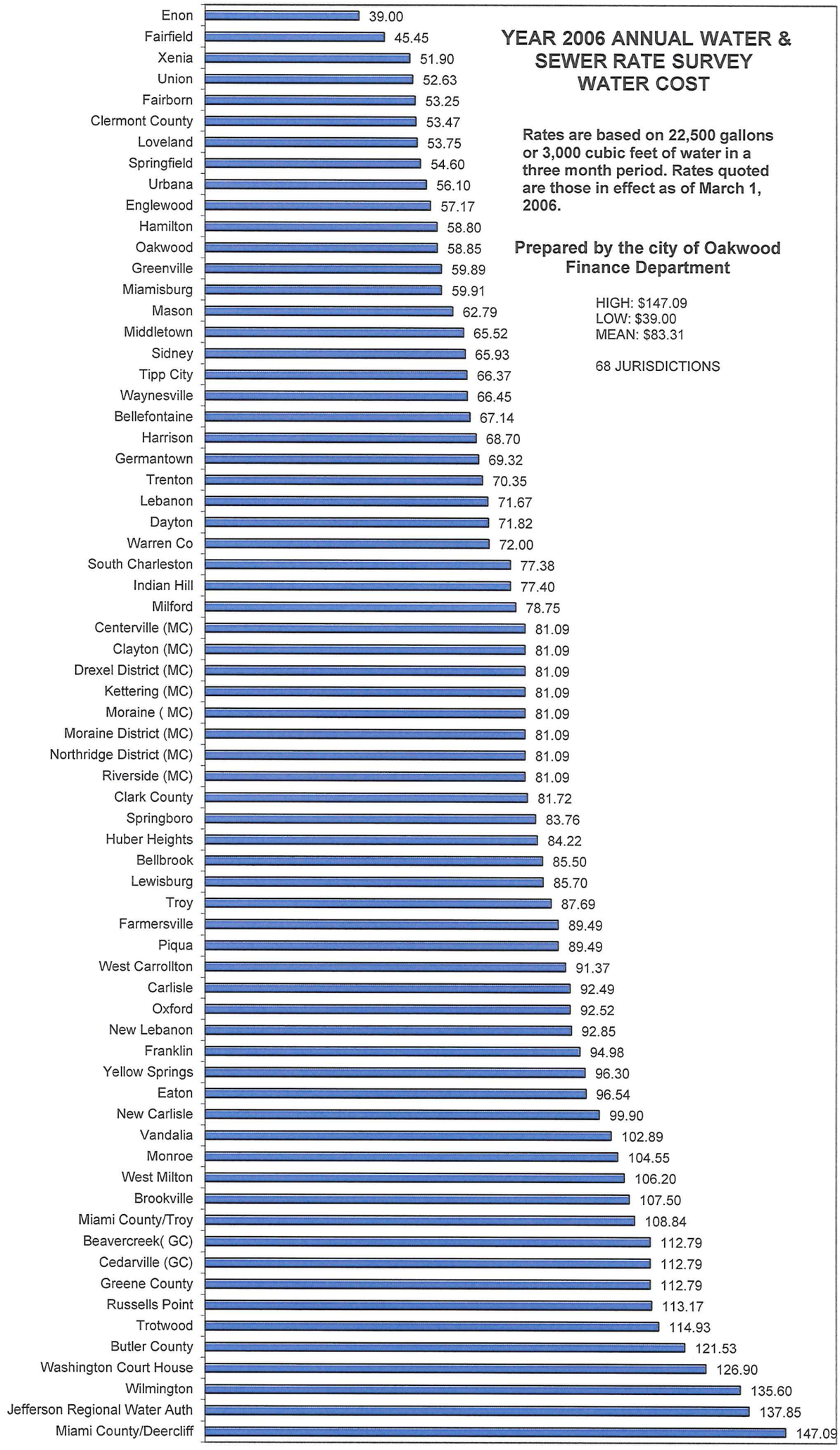

MC - Montgomery County
GC - Greene County

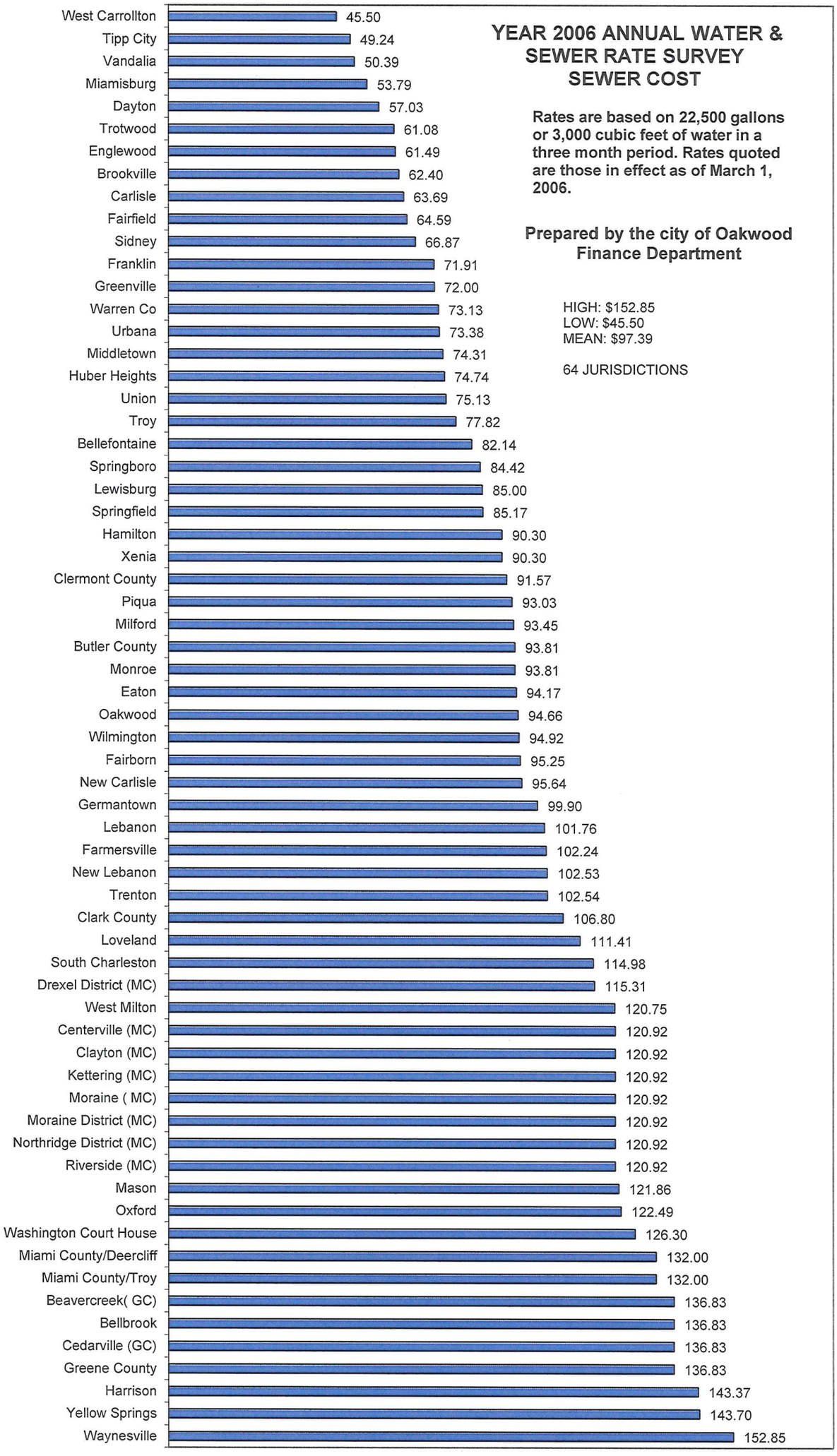

MC - Montgomery County
GC - Greene County